



SWIFT

2024 Caravans



⋄ ⋄ ⋄ ⋄
Your Home Anywhere



CELEBRATING OUR
60TH ANNIVERSARY

Welcome to Swift UK's No.1 brand for leisure vehicles

We are the UK's largest manufacturer of touring caravans, motorhomes and holiday homes. We've grown from simple foundations back in 1964, when our founder Ken Smith built his first touring caravan, to become the UK's number one leisure vehicle brand.

Our philosophy is to build leisure vehicles that are at the heart of your holiday, whether that be nestled in the countryside or by the sea, searching out active pursuits or simply enjoying a quieter pace of life. With a lifetime of memories waiting to be made, it's time to find your ultimate caravan!

Contents

The Swift Difference	4	Elegance Grande	60
Smart Construction	6	Range at a glance	70
Choose your Swift	8	Fabric schemes	72
Sprite Compact	10	Value added partners	73
Sprite	20	Swift Command	74
Sprite Grande	30	My Swift Life	76
Challenger SE	40	Swift Owners Clubs	78
Challenger Grande SE	50		

Introducing The Swift Difference


There's no better feeling than stepping into your caravan for a relaxing getaway. We've dedicated countless hours of research and development to ensure that every detail of your caravan is built to last and luxuriously comfortable, so you can get on with the important things in life – creating memories and enjoying unforgettable holidays.

Only when you choose Swift can you enjoy this exclusive package of benefits, as part of our Swift Difference.



SMART construction

The UK's leading modern construction system with 'PURE' timberless framing that's impervious to water.



Supreme comfort

Enjoy an exceptional night's sleep with a Duvalay mattress fitted to all fixed beds and exclusive to Swift.



Expert training

Launched in 2015, The Swift Academy provides our employees with the opportunity to develop their skills at every stage of their career, encouraging our employees to reach their full potential. We have invested in the Swift Academy because we believe in our people and want to demonstrate our commitment to their development.



Efficient living

Swift caravans are engineered with efficiency at its core - from low energy LED lighting to an aerodynamic exterior for better fuel consumption and safer towing.



All year freedom

Swift caravans are tested to the extreme in a cold chamber to ensure they can keep you warm and comfortable whatever the weather.



Extensive Choice

With over thirty models across our three caravan ranges, there is a huge choice to suit most budgets and tastes at weights suitable for a variety of tow cars - all supported by the UK's largest dealer network. Many ranges have a selection of value-added extras to help you customise your caravan.



Long term warranties

Extra reassurance with multiple warranties including an industry leading 10 year bodyshell warranty.*

*Terms and Conditions apply



My Swift Life

My Swift Life provides owners with a unique personal profile, where you can access information that's specific to your caravan or motorhome, including; outstanding warranty claims, service information and a direct line into our Swift customer experience team.



Pioneers

Innovation is our passion. We continually push the boundaries and utilise state-of-the-art design and construction techniques to ensure our products look sensational, work intuitively and function efficiently. Swift Command*, a product of innovative thinking, monitors and controls onboard systems via a user-friendly panel and smartphone app.

*Range specific



Celebrating a decade of excellence with Smart Construction

As the trailblazer in the leisure vehicle industry, we have consistently raised the bar with our unwavering commitment to research and innovation.

This season, we are thrilled to commemorate a significant milestone - a decade of SMART Construction!

Providing you with peace of mind, SMART is an ingenious blend of materials and construction techniques that guarantee enhanced structural integrity, improved insulation and all-important weather resistance - ensuring your investment will stand the tests of touring and help retain your caravan's residual value.



Strong

The strong timberless body frame uses 'PURE', a tough, hard polyurethane based product, that is totally impervious to water and has been proven through use.



Modern

SMART uses modern materials produced using cutting-edge technology and has been developed to ensure the exterior profiles maintain the modern desirable looks our caravans are renowned for.



Aerodynamic

We continue to lead the way in aerodynamics using Computational Fluid Dynamics to help shape the bodyshell for better fuel consumption and safer towing.



Resilient

Our GRP outer and inner skins. GRP is more impact resistant than aluminium and can be easily repaired, ensuring long lasting good looks, securing your investment for the future.



Tested

Extensive safety and durability testing at the Millbrook track, and cold chamber testing down to minus 15°C and beyond puts prototypes through conditions most products will never have to experience in a lifetime.

PURe Polyurethane framework

The strong timberless body frame uses 'PURE', a tough, hard polyurethane based product that is totally impervious to water, ensuring the longevity of your caravan.

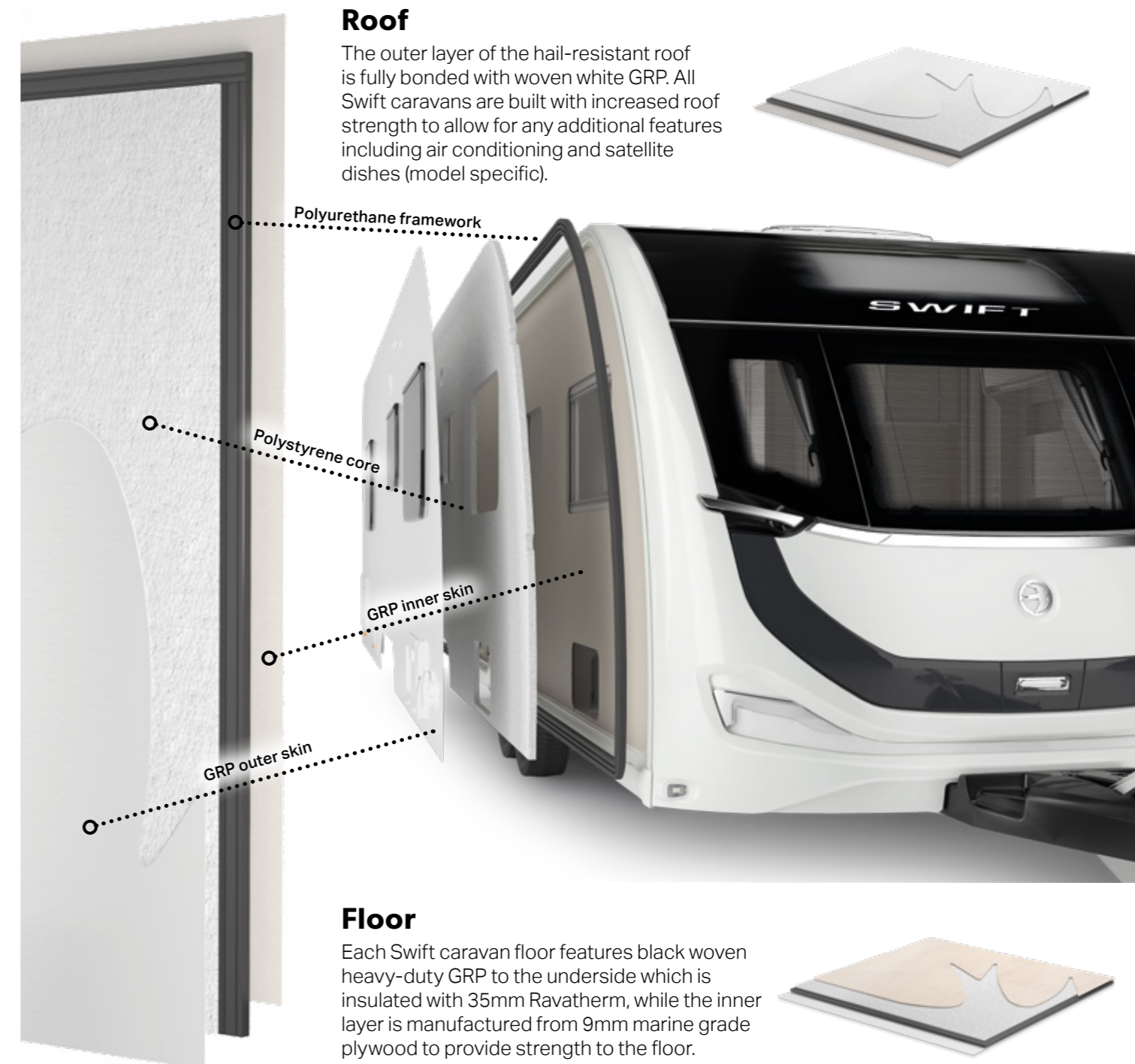
Polystyrene core

For ensured accuracy, lightweight polystyrene is cut to shape using the latest water jet technology. With 22mm polystyrene used in the side walls, and 28mm used in the roof, all Swift caravans meet the Grade 3 thermal properties needed for year-round adventures.

GRP

Manufactured on-site at Swift, our GRP (Glass Reinforced Plastic) is a robust and resilient material. The outer and inner GRP skins are the same thickness, creating a balanced panel, to allow the caravan to expand and contract in different climatic conditions. Plus, GRP's impact and scratch-resistant qualities ensure long-lasting good looks that in turn help to hold the residual value of your caravan.

Unlike other manufacturers, our GRP inner skin does not use any jointing tape - all Swift caravans have a jointless sealing in the walls, and are embellished with wallpaper finishes.




Roof

The outer layer of the hail-resistant roof is fully bonded with woven white GRP. All Swift caravans are built with increased roof strength to allow for any additional features including air conditioning and satellite dishes (model specific).



Floor

Each Swift caravan floor features black woven heavy-duty GRP to the underside which is insulated with 35mm Ravatherm, while the inner layer is manufactured from 9mm marine grade plywood to provide strength to the floor.



Extensive choice

Choose your Swift

Sprite Range



Sprite Compact

Ideal for those new to touring or seeking a lighter vehicle, this two berth model has a slender width of two metres and an MTPLM of just 1094kg.

Pages 10 - 19



Sprite

Focusing on value for money and diversity, Sprite has a layout for every family. Packed with all the essentials to maintain its perennial popularity, it's ready for endless fun and relaxing getaways.

Pages 20 - 29



Sprite Grande

Enjoying all the features of Sprite, but with even more room to relax and unwind. The extra space in the 8ft-wide range allows for a wider opening central window, an airy dining area and larger sleeping spaces.

Pages 30 - 39

Challenger SE Range



Challenger SE

Packed with desirable features including an on-trend interior, Alde central heating and ATC braking, Challenger SE is a stylish, high-specification choice.

Pages 40 - 49



Challenger Grande SE

Delivering all the Challenger SE features, the 8-ft wide Challenger Grande SE range brings extra valuable space, making it an ideal family caravan.

Pages 50 - 59

Elegance Grande Range



Single Axle

Choose Elegance Grande for the ultimate in luxurious travel and enjoy premium features including the Ultraleather® soft furnishing scheme, Alde Flow for continuous hot water, and underfloor heating.

Pages 60 - 69







Twin Axle

The Elegance Grande twin axle offers extra towing stability and allows for extra weight to be carried - perfect for those who like to take more on the road.

Introducing Sprite

With a continued focus on value for money and an array of layouts, Sprite has something to offer every type of family. As always, Sprite is packed full with all the essentials to maintain its perennial popularity, and with an exceptional specification as standard, Sprite is a great choice for endless fun and getaways.

7 layouts to choose from

-  5 single axle layouts
-  2 twin axle layouts
-  2 - 6 berths
-  MTPLM up to 1630kg





Sprite Highlights

Comfy living

Bluemoon soft furnishing scheme with complementary carpet colour.

Sunroof

Panoramic sunroof with integrated curved blind system, recessed lighting and speakers.

Storage with charging area

Wide front chest featuring a soft close drawer with concealed drawer inside and slide-out extending top. Plus, stylish front binnacle with chrome effect socket surround, ideal for charging devices (except Quattro EW and Alpine 4).

Equipped kitchen

Fully equipped kitchen with Dometic (Series 10) 98 litre under counter fridge with electronic ignition, flatbed microwave, thermostatic oven and grill, and three-burner gas hob.

Charging points

Under locker twin USB points (model specific).

TV point

TV point with 230V, 12V and aerial sockets.

Control panel

User-friendly 12V control panel with battery selection, battery state, lighting control and water pump circuit control.

Truma heating control panel

Truma dual fuel heating for year-round comfort.



Sprite

Highlights

Washroom

Fully fitted washroom, including an Ecocamel Jetstorm showerhead for a powerful shower that uses less water.

Luxury mattress

Exclusive Duvalay Duvalite Alto mattress, which includes a platinum support layer and reflex foam for superior durability while memory fibre increases airflow for a more comfortable sleep (fixed beds)



Find out more

Scan this QR code to see more on Sprite.



Sprite

Full features

Exterior & Construction

- European Whole Vehicle Type Approval ensures compliance with strict weight, dimension and safety regulations
- AL-KO galvanised steel chassis with Euro-axle
- Overall body width 2.25m/7'5"
- EN1645 Grade 3 classification for heating and thermal insulation confirmed by cold chamber testing
- SMART construction with GRP body panels:
 - Strong, moisture proof 'PURE' polyurethane timber-less framed bodyshell with polystyrene insulation core and GRP outer skins (25mm in sidewalls, 32mm in roof)
 - Robust balanced panel side walls with GRP outer and inner skin
 - 44mm 'sandwich' floor construction with GRP outer skin, ply upper and high rigidity Ravatherm core
 - Hail resistant exterior GRP roof, fully bonded for extra strength and flatness
 - Sweeping front panel in GRP with triple flush fitting opening windows and exclusive LED front marker lights
- Full height GRP rear panel
- Streamlined aerodynamic profile
- Striking exterior graphics scheme
- Chrome exterior grab handles
- Exclusive LED rear light clusters, LED high level marker and brake light which provide better visibility in poor weather
- LED side marker running lights
- LED awning light
- Surface mounted impact resistant skirt system
- Edge alloy wheels
- Steel spare wheel
- High tyre rating - a load margin is included in the tyre specification
- 13-pin Jaeger 12V car connector
- AL-KO overrun device
- AL-KO carabineer breakaway cable
- Step-on hitch cover for easier cleaning of front windows
- Exterior access battery box with mains electric inlet (battery not included)
- Graphite easy access gas locker door with two compression locks
- Bulkhead mounted regulator suitable for use with either propane or butane bottles
- Fully double-glazed opening windows
- Screen printed windows with graphite grey tint
- Semi-recessed body colour awning rail on both sides
- Fixing bars for optional Thule rear mounted cycle rack
- Exterior one-piece door with interior moulded liner, chrome handle and concealed hinges
- Rain guards on Quattro models
- Entrance step

Living, Relaxing & Sleeping

- 1.95m (6'5") headroom
- Bluemoon soft furnishing scheme with complementary carpet colour
- Sangallo Elm woodgrain with complementary furniture and white locker doors in kitchen
- Grey French Oak effect, high impact, scratch resistant floor lino
- Larger retained embroidered entrance mat
- Panoramic front sunroof incorporating fully integrated curved blind system, recessed lighting and speakers
- Curtains to all windows (except kitchen, washroom and bunk bed windows – model specific)
- Twin curtain track for improved hanging and ease of use
- Sectioned removable bleachable carpets for flexibility (except washroom)
- Two scatter cushions (four in Quattro EW)
- Tri-foam cushioning to seat and backrests for seating and sleeping comfort
- Seat and backrest ventilation boards (model specific)
- Beech slat seat and bed bases for extra comfort and sprung hinged tops for easy access
- Bed make-up system with slats retained on track (model specific)
- Exclusive Duvalay Duvalite Alto mattress, which includes a platinum support layer and reflex foam for superior durability while memory fibre increases airflow for a more comfortable sleep (fixed beds)
- Fixed beds with aluminium bed frames to maximise strength and storage space
- Midi-Heki rooflight with flyscreen and adjustable concertina blind in lounge
- Mini-Heki rooflights with flyscreen and adjustable concertina blind in kitchens and bedrooms (model specific)
- Door flyscreen with easy concertina action
- Blinds and flyscreens on all windows

Cooking & Eating

- Thetford thermostatic oven and grill with three-burner gas hob, all with electronic ignition. Hob features a glass lid with auto gas shut-off functionality
- Flatbed microwave oven with digital controls
- Dometic (Series 10) 98 litre under counter fridge with electronic ignition incorporating 12 litre removable freezer compartment
- Modern slate grey worktop and table top colour to complement the interior fabric scheme
- Foldaway kitchen worktop extension (model specific)
- Durable stainless steel kitchen sink
- Chrome effect swivel spout kitchen tap
- Removable extension drainer with dedicated storage
- Washing up bowl
- Wire basket in kitchen cupboard
- Cutlery drawer on smooth-action steel runners
- Chrome finish crockery rack
- Freestanding table

Washing

- Shower bi-fold door retained on track for improved access with travel lock (except Alpine 4 and Major 4 EB)
- One piece 'Vellamo' shower cubicle with curved sliding door (Major 4 EB)
- Shower curtain (Alpine 4 only)
- Ecocamel Jetstorm showerhead with on/off button for a powerful shower that uses less water
- Carlsbad and Crema Bianca marble effect shower wallboard
- Chrome effect swivel spout vanity tap
- Rectangular vanity bowl for easier washing (model specific)
- Thetford toilet with electric flush and 18 litre wheeled waste tank
- Micro-Heki rooflight in washroom
- Additional coat hooks or towel ring (model specific)
- 31mm thick washroom door with domestic style lock and handle(s)

Storage

- Useful front chest featuring a soft close drawer with concealed drawer inside and convenient slide-out extending top (except Alpine 4 and Quattro EW)
- Positive overhead locker catches for secure storage on the move with chrome handles
- Upper front corner opening lockers for extra storage
- Shelves in selected lockers for extra storage
- Seat bases featuring spaceframe construction with full front access and space for larger items

Heating & Utilities

- User-friendly 12V control panel with battery selection, battery state, lighting control and water pump circuit control
- Dual fuel heating with Truma Combi Boiler
- Digital programmable controller for heating and hot water
- Areas under beds and seats, and washroom areas warmed by Truma blown air system
- High flow rate onboard pump with chrome effect taps for reliable, high performance water supply
- Onboard semi-rigid fresh water pipes
- Large bore underslung rigid waste pipes

- Isolation taps for gas appliances
- Fully protected mains electric system
- 25 metre mains hook-up cable
- 25 amp switchmode charger/transformer
- LED lighting throughout interior including:
 - Downlights in lounge
 - Over locker lighting
- A minimum of four 230V sockets throughout and twin USB points for easy charging of portable devices
- Additional USB twin points under locker (model specific)
- Stylish front binnacle design incorporating dedicated sockets (except Alpine 4 and Quattro EW)
- Chrome effect sockets and switches
- Branded FM/DAB Radio with USB, Bluetooth connectivity and auxiliary input
- Status 570 directional digital / analogue TV/FM aerial and booster
- TV point with 230V, 12V and aerial sockets (two in selected models)

Safety & Security

- Convenient one-key high security locks
- Dead lock facility on entrance door for added security
- VIN CHIP™ identification system concealed within construction to deter theft and aid quick recovery
- CRiS identity number labels to windows and caravan chassis
- AL-KO AKS 3004 stabiliser
- Receiver for optional AL-KO Secure wheel lock (two on Quattro)
- Smoke alarm
- Carbon monoxide alarm

Customer Service

- Manufacturer-backed 10 year bodyshell warranty

Options

Factory fit

- AL-KO ATC trailer stability control

Dealer fit

- Alarm system (infra-red with tilt sensor and key-fob operation)
- AL-KO Secure wheel lock
- Wrap around front seating in addition to drawer chest
- Weight plate upgrade (model dependent)
- Cycle rack (Thule Elite G2 two cycle)
- Roof mounted air conditioning (model dependent)
- Roof mounted solar panel
- Yuasa YBX Active Leisure & Marine L36-100 - NCC Class C (model dependent)
- Yuasa YBX Active Leisure & Marine L36-EFB - NCC Class B (model dependent)
- Yuasa YBX Active Leisure & Marine L36-AGM - NCC Class A (model dependent)



Sprite Specification



	Alpine 2	Alpine 4	Major 4 SB	Major 4 EB
Berths	2	4	4	4
Number of axles	1	1	1	1
Internal length (at bed box height)	4.34m / 14'3"	4.74m / 15'7"	5.83m / 19'2"	5.83m / 19'2"
Overall width#	2.25m / 7'5"	2.25m / 7'5"	2.25m / 7'5"	2.25m / 7'5"
Overall height (inc. TV Aerial)#	2.59m / 8'6"	2.59m / 8'6"	2.59m / 8'6"	2.59m / 8'6"
Maximum internal headroom	1.95m / 6'5"	1.95m / 6'5"	1.95m / 6'5"	1.95m / 6'5"
Overall length#	6.05m / 19'10"	6.45m / 21'2"	7.54m / 24'9"	7.54m / 24'9"
Awning A/A dimension	8.59m / 28'2"	8.99m / 29'6"	10.08m / 33'1"	10.08m / 33'1"
Mass in Running Order (inc. tolerance)	1097kg / 21.6cwt	1139kg / 22.4cwt	1286kg / 25.3cwt	1320kg / 26.0cwt
Maximum Technical Permissible Laden Mass	1218kg / 24.0cwt	1284kg / 25.3cwt	1442kg / 28.4cwt	1476kg / 29.1cwt
Total user payload	121kg / 2.4cwt	145kg / 2.9cwt	156kg / 3.1cwt	156kg / 3.1cwt
Personal effects payload	121kg / 2.4cwt	145kg / 2.9cwt	156kg / 3.1cwt	156kg / 3.1cwt
Factory fit options	0kg / 0.0cwt	0kg / 0.0cwt	0kg / 0.0cwt	0kg / 0.0cwt
Tyre size	185 R14C 102Q	185 R14C 102Q	185 R14C 102Q	185 R14C 102Q
Thermal insulation grade	THREE	THREE	THREE	THREE
BED SIZES				
Front double	202cm x 180cm / 6'8" x 5'11"	202cm x 128cm / 6'8" x 4'2"	202cm x 159cm / 6'8" x 5'3"	202cm x 159cm / 6'8" x 5'3"
or front nearside single	190cm x 72cm / 6'3" x 2'4"		159cm x 72cm / 5'3" x 2'4"	159cm x 72cm / 5'3" x 2'4"
and front offside single	180cm x 72cm / 5'11" x 2'4"		159cm x 72cm / 5'3" x 2'4"	159cm x 72cm / 5'3" x 2'4"
Side single (offside)				
Side single (nearside)				
Side bunk (offside)				
Side bunk (nearside)				
Side fixed lower bunk				
Side fixed upper bunk				
Rear double		189cm x 132cm / 6'2" x 4'4"	185cm x 133cm / 6'1" x 4'4"	190cm x 133cm / 6'3" x 4'4"

	Major 6 TD	Quattro EW	Quattro FB
Berths	6	6	6
Number of axles	1	2	2
Internal length (at bed box height)	5.83m / 19'2"	6.27m / 20'7"	6.27m / 20'7"
Overall width#	2.25m / 7'5"	2.25m / 7'5"	2.25m / 7'5"
Overall height (inc. TV Aerial)#	2.59m / 8'6"	2.59m / 8'6"	2.59m / 8'6"
Maximum internal headroom	1.95m / 6'5"	1.95m / 6'5"	1.95m / 6'5"
Overall length#	7.54m / 24'9"	7.98m / 26'2"	7.98m / 26'2"
Awning A/A dimension	10.08m / 33'1"	10.52m / 34'6"	10.52m / 34'6"
Mass in Running Order (inc. tolerance)	1352kg / 26.6cwt	1430kg / 28.1cwt	1450kg / 28.5cwt
Maximum Technical Permissible Laden Mass	1528kg / 30.1cwt	1610kg / 31.7cwt	1630kg / 32.1cwt
Total user payload	176kg / 3.5cwt	180kg / 3.5cwt	180kg / 3.5cwt
Personal effects payload	176kg / 3.5cwt	180kg / 3.5cwt	180kg / 3.5cwt
Factory fit options	0kg / 0.0cwt	0kg / 0.0cwt	0kg / 0.0cwt
Tyre size	185 R14C 102Q	185 / 70 R14 88T	185 / 70 R14 88T
Thermal insulation grade	THREE	THREE	THREE
BED SIZES			
Front double	202cm x 180cm / 6'8" x 5'11"	206cm x 134cm / 6'9" x 4'5"	202cm x 180cm / 6'8" x 5'11"
or front nearside single	190cm x 72cm / 6'3" x 2'4"		180cm x 72cm / 5'11" x 2'4"
and front offside single	180cm x 72cm / 5'11" x 2'4"		190cm x 72cm / 6'3" x 2'4"
Side single (offside)		180cm x 62cm / 5'11" x 2'0"	180cm x 62cm / 5'11" x 2'0"
Side single (nearside)	180cm x 67cm / 5'11" x 2'2"		
Side bunk (offside)		176cm x 59cm / 5'9" x 1'11"	176cm x 59cm / 5'9" x 1'11"
Side bunk (nearside)	176cm x 59cm / 5'9" x 1'11"		
Side fixed lower bunk	183cm x 57cm / 6'0" x 1'10"		
Side fixed upper bunk	183cm x 57cm / 6'0" x 1'10"		
Rear double		194cm x 132cm / 6'4" x 4'4"	192cm x 132cm / 6'4" x 4'4"

Masses: The masses are calculated in accordance with EU regulation 1230 / 2012 and NCC code of practice 304.

The Mass in Running Order (MRO) comprises:

1. The mass of the empty caravan as supplied by Swift including loose items such as the hook-up cable, kit bag, entrance step, manuals etc.
2. 10kg allowance for LPG

The MRO is calculated with the fresh water tank, toilet flush tank and water heater empty. If you travel with water in the fresh water tank, toilet flush tank and the water heater the payload will reduce accordingly.

The personal effects is based on the number of berths and the length of the caravan, and includes an allowance of 20kg for a leisure battery.

The Maximum Technical Laden Mass (MTPLM) is the maximum mass allowed when the caravan is fully laden.

Warning: Under no circumstances should the MTPLM be exceeded.

Bedsizes: Please note that the front double bed sizes quoted are for seating configurations without chest of drawers. The front double bed width for a layout with a chest of drawers fitted will be reduced by 0.4m (1'4") from that stated.

Awning sizes: Due to the varying awning designs and sizes the awning sizes given are approximate only. Specific awning sizes must be confirmed by your dealer or the awning manufacturer prior to purchase.

The dimensions given are approximate due to slight variations in suspension ride heights, loading conditions and tyre pressures.

Est = Estimated weight or bed size.

Customers should verify the actual dimensions of their touring caravan before committing to anything that could be impacted by these dimensions.

Please note: Any dealer fit options will reduce the overall payload available to the user of the caravan. If you require additional payload it is possible to upgrade the MTPLM to the upper limit. Please contact your caravan dealer for more information.

LED road lights: Certain vehicles may require a secondary fuse box when towing models fitted with LED road lighting.

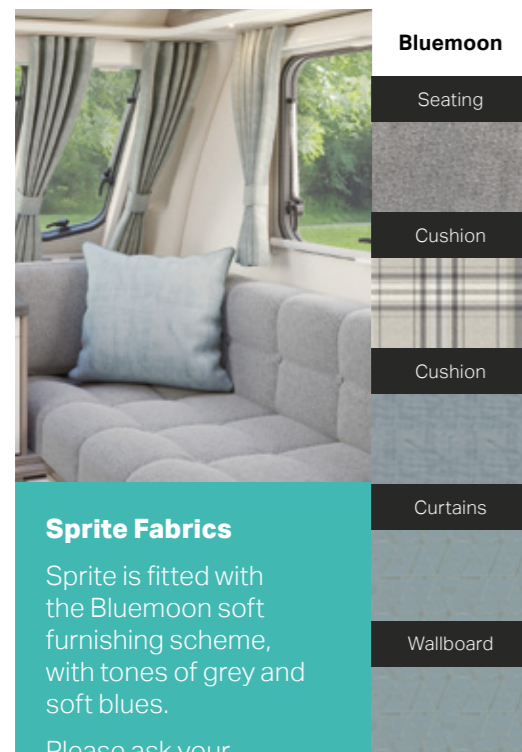
Range at a glance

	Berths	Axles	MTPLM	SMART Construction	10 Year Bodysell Warranty	Bleach Cleanable Carpets	Fixed Double Bed	Truma Heating	Alde Heating	Underfloor Heating
Sprite										
Compact	2	1	1094kg	✓	✓	✓		✓		
Alpine 2	2	1	1218kg	✓	✓	✓		✓		
Alpine 4	4	1	1284kg	✓	✓	✓	✓	✓		
Major 4 SB	4	1	1442kg	✓	✓	✓	✓	✓		
Major 4 EB	4	1	1476kg	✓	✓	✓	✓	✓		
Major 6 TD	6	1	1528kg	✓	✓	✓		✓		
Quattro EW	6	2	1610kg	✓	✓	✓	✓	✓		
Quattro FB	6	2	1630kg	✓	✓	✓	✓	✓		
Sprite Grande										
Major 4 SB	4	1	1507kg	✓	✓	✓	✓	✓		
Quattro FB	6	2	1704kg	✓	✓	✓	✓	✓		
Quattro DB	6	2	1710kg	✓	✓	✓		✓		
Quattro EB	4	2	1690kg	✓	✓	✓	✓	✓		
Challenger SE										
480	2	1	1435kg	✓	✓	✓			✓	
560	4	1	1624kg	✓	✓	✓	✓		✓	
580	4	1	1606kg	✓	✓	✓	✓		✓	
650	4	2	1760kg	✓	✓	✓	✓		✓	
Challenger Grande SE										
560 L	4	1	1706kg	✓	✓	✓	✓		✓	
580	4	1	1672kg	✓	✓	✓	✓		✓	
635	4	2	1833kg	✓	✓	✓	✓		✓	
650 L	4	2	1805kg	✓	✓	✓	✓		✓	
670	6	2	1863kg	✓	✓	✓	✓		✓	
Elegance Grande										
760	4	1	1871kg	✓	✓	✓	✓		✓	✓
780	4	1	1892kg	✓	✓	✓	✓		✓	✓
835	4	2	2077kg	✓	✓	✓	✓		✓	✓
845	4	2	2051kg	✓	✓	✓	✓		✓	✓
850	4	2	2067kg	✓	✓	✓	✓		✓	✓
860	4	2	2077kg	✓	✓	✓	✓		✓	✓

	Gas BBQ Point	External Electric Socket	External TV Point	Diamond Cut Alloy Wheels	Solar Panel	Onboard Water Tank	AL-KO ATC Trailer Stability Control	Swift Command	Swift Command Tracker	Wireless Phone Charging
Sprite										
Compact					Option		Option			
Alpine 2					Option		Option			
Alpine 4					Option		Option			
Major 4 SB					Option		Option			
Major 4 EB					Option		Option			
Major 6 TD					Option		Option			
Quattro EW					Option		Option			
Quattro FB					Option		Option			
Sprite Grande										
Major 4 SB					Option		Option			
Quattro FB					Option		Option			
Quattro DB					Option		Option			
Quattro EB					Option		Option			
Challenger SE										
480	✓	✓	✓	Half	✓		✓			
560	✓	✓	✓	Half	✓		✓			
580	✓	✓	✓	Half	✓		✓			
650	✓	✓	✓	Half	✓	✓	✓			
Challenger Grande SE										
560 L	✓	✓	✓	Half	✓		✓			
580	✓	✓	✓	Half	✓		✓			
635	✓	✓	✓	Half	✓	✓	✓			
650 L	✓	✓	✓	Half	✓	✓	✓			
670	✓	✓	✓	Half	✓	✓	✓			
Elegance Grande										
760	✓	✓	✓	Full	✓	✓	✓	✓	✓	✓
780	✓	✓	✓	Full	✓	✓	✓	✓	✓	✓
835	✓	✓	✓	Full	✓	✓	✓	✓	✓	✓
845	✓	✓	✓	Full	✓	✓	✓	✓	✓	✓
850	✓	✓	✓	Full	✓	✓	✓	✓	✓	✓
860	✓	✓	✓	Full	✓	✓	✓	✓	✓	✓

Range at a glance

Fabric schemes



Bluemoon

Seating

Cushion

Cushion

Curtains

Wallboard

Sprite Fabrics

Sprite is fitted with the Bluemoon soft furnishing scheme, with tones of grey and soft blues.

Please ask your dealer for full details.



Galloway

Seating

Cushion

Cushion

Curtains

Wallboard

Headboard

Challenger SE

Challenger SE range is fitted with the Galloway soft furnishing scheme featuring on trend natural hues.

Please ask your dealer for full details.



Ultraleather® Dusk

Aquaclean® Truffle

Seating

Seating

Cushion

Cushion

Cushion

Curtains

Wallboard

Wallboard

Headboard

Elegance Grande

Within the Elegance Grande range there are two fabric options available; the Ultraleather® Dusk soft furnishing scheme that comes as standard or the optional Aquaclean® Truffle* soft furnishing scheme.

Please ask your dealer for full details.

Proud to work with our Value added partners



Constantly innovating for the best nights' sleep possible, Duvalay's bespoke mattresses and bedding are trusted by our customers. We fit Duvalay's Duvalite mattresses as standard on all fixed beds across our caravans.



Proudly made in Sweden since 1949, Alde delivers the quietest, most comfortable heating systems for the world's explorers. We have worked with Alde since 1994 to help make our leisure vehicles feel more like home, testing our caravans down to minus 15°C to ensure you stay cosy no matter where the road takes you.



The world's leading battery manufacturer, Yuasa is a long-time supplier of leisure vehicle batteries to Swift thanks to its products' high quality, long life and superior performance, powering the demands of modern lifestyles.



Thetford, the world's leading supplier of mobile sanitation systems, cooking appliances and more. Swift incorporates Thetford's high quality products into our designs, ensuring an exceptional and hassle-free leisure experience for you.



Diamondbrite
LEISURE

Swift partners with Diamondbrite Leisure - leaders in paint and upholstery protection - to help maintain your caravan or motorhome. Professionally applied at your dealership with a lifetime guarantee, it includes an exterior nano-ceramic high-gloss coating for easier cleaning and an upholstery elixir which resists staining.



One of the industry's leading heating systems, Truma's combi heaters are perfect for caravans with their lightweight, compact structure and quiet operation, as well as efficient boost function. We fit Truma products so our customers can enjoy cold chamber-tested, Grade 3 standard heating and insulation.



AL-KO is a global company with a rich history in manufacturing leisure products since 1931. AL-KO partners with Swift by offering a wide range of products, including caravan chassis and premium caravan accessories. Their partnership with Swift ensures you enjoy holidays with the best components and accessories.



Dometic, a global market leader in mobile living solutions, offers smart, reliable products for food, climate, power, and other applications, enhancing Swift's caravans with outstanding design and functionality.

Join the Club!

Swift Owners Clubs

Swift Owners Club

The Swift Owners Club is the natural home for owners of Swift Group caravans and motorhomes. Our members come from all walks of life and include families, couples, single and retired people. Everyone, including pets, are welcome!

Joining our Club offers a host of social benefits and is probably one of the best investments you could make. If your caravan or motorhome is a brand owned by the Swift Group, or is an Airstream caravan (Model years 2017, 2018 or 2019), what are you waiting for?



Join up!

Scan this QR code to find out more about joining the Swift Owners Club

Sprite Sterling Swift Owners Club

We are a small, non-profit-making organisation run by unpaid, subscription-paying members. Our activities centre around social rallies for owners of Sterling, Sprite and Swift caravans, dealer specials based on these and older caravans made by Eccles, Sprite Leisure Group or CI.

We organise temporary weekend 'pop up' sites (rallies) across the country. Many are on fields reserved for rallies.

Members get an exclusive invitation to visit the Swift Group factory every few years.



Join up!

Scan this QR code to find out more about joining the Sprite Sterling Swift Owners Club



Join the Swift community



Visit our website at [swiftgroup.co.uk](https://www.swiftgroup.co.uk)

This brochure does not constitute an offer by Swift Group Limited (Swift). Swift reserves the right to alter specifications and prices at any time as materials and conditions demand. Distributors and dealers sell Swift products on their own account and not as agents of Swift. Accordingly, they have no authority to bind Swift or to make any representation or undertaking whatsoever on behalf of Swift. Please note, within this brochure, concept imagery may be used and therefore final specifications may be subject to change. Please confirm with your supplying dealer. All props are for photographic purposes only and are not included in the specification. Models shown may be fitted with optional extras. Issued September 2023.

